



TT Dollar Income Fund

Fund Size: **TT \$13.5 Billion**

Investment Objective: To provide investors with income, while preserving capital, by diversifying the portfolio across a range of companies and sectors domestically and internationally.

Return

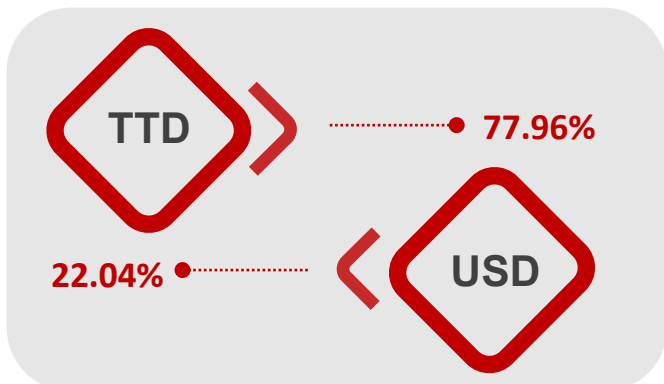
Average Effective Annualized Yield

1 Year	3.14%
3 Year	2.32%
5 Year	1.88%
10 Year	1.59%

Top Ten Holdings

GOTT TT\$2.0Bn Tranche 3 TT\$600Mn 6.55% FXRB Due 2042	4.54%
GOTT TT\$1.10Bn Tranche 2 TT\$550Mn 5.90% FXRB Due 2036	4.15%
GOTT TT\$2.0Bn Tra 1 TT\$1.0Bn 4.34% FXRB Due 2029	3.81%
GOTT TT\$1.0Bn Tra 1 TT\$600Mn 4.44% FXRB Due 2032 (VAT Bonds)	3.02%
Govt of Trinidad & Tobago 15yrs 2.5Bn 5.20% FXRB Due 2027	2.90%
NIPDEC TT 1bn 4% 16 YRS DUE 2029	2.48%
GOTT TT\$3.0Bn 3.15% FXRB Due 2026 (VAT Bonds)	2.45%
GORTT TT\$1.0Bn 3.71% 4-Year FXRB Due 2027	2.27%
GORTT CERTIFICATE OF PARTICIPATION DUE 2028	2.16%
First Citizens Bank Limited TT\$1.0Bn 4.90% 6yr FXRB Due 2030	1.89%

Currency



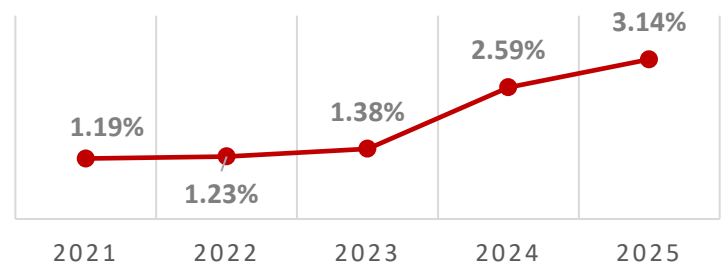
For the Quarter: October to December 2025

Fund Facts

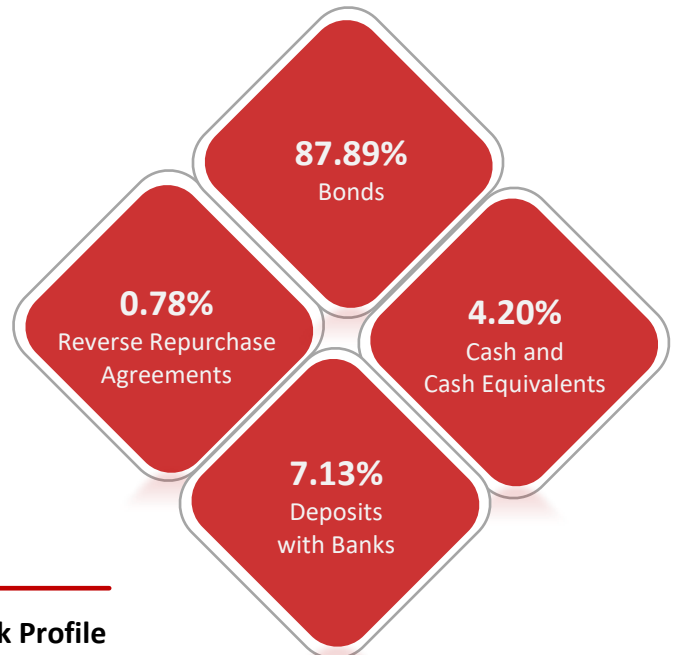
Inception Date	September 1, 1989
Unit Price	\$20.00
Minimum Initial Investment	5 Units (\$100.00)
Interest Charges	Compounded Daily Paid Quarterly
Average Credit Quality	No services, sales or handling charges
	BBB-

Historical Performance

Average Effective Annualized Yield

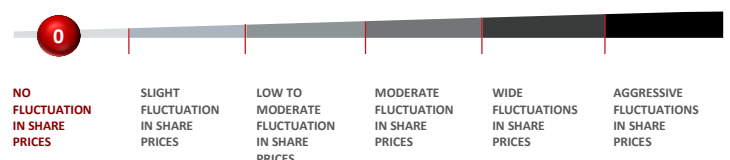


Asset Allocation



Risk Profile

The value of the fund is related to the market value of the underlying investments. However, the unit price is fixed and does not fluctuate.



Performance is subject to variations and is likely to change over time. Past performance should not be treated as an indicator of future performance. Important information concerning the investment goals, risks, charges and expenses is contained in the prospectus. Investors should carefully consider these before investing. Obtain a prospectus from our website (www.ttutc.com) or at any of our UTC Investment Centres and read it carefully before investing.