



US Dollar Income Fund

For the Quarter: July to September 2025

Fund Size: US \$821 Million

Investment Objective: To provide investors with income, while preserving capital, by diversifying the portfolio across a range of companies and sectors domestically and internationally.

Fund Facts

Inception Date	April 17, 2000
Unit Price	US\$20.00
Minimum Initial Investment	5 Units (US\$100.00)
Interest Charges	Compounded Daily Paid Quarterly
Average Credit Quality	No services, sales or handling charges
	BBB

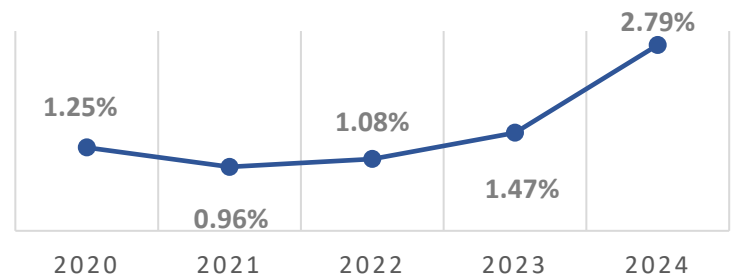
Return

Average Effective Annualized Yield

1 Year	3.60%
3 Year	2.34%
5 Year	1.81%
10 Year	1.36%

Historical Performance


Average Effective Annualized Yield




Top Ten Holdings

First Citizens Bank Limited US\$67.051Mn 3.25% 5yr FXB Due 26	3.17%
Trinidad Gen. Unlimited US\$525Mn 7.75% FXB due 16-June-2033	2.56%
Pilgrim's Pride Corporation US\$1Bn 6.25% FXB due 1-July-2033	1.37%
CNO Financial Group Inc US\$700Mn 6.45% FXB due 15-June-2034	1.36%
HF Sinclair Corp US\$750Mn 6.25% FXRB Due 15-Jan-2035	1.34%
SUMITOMO MITSUI FINL GRP US1.1Bn FXB Due 14th September 2028	1.34%
HERITAGE PETROLEUM CO LTD US\$500Mn 9.0% SNR SECURED DUE 2029	1.32%
BANK OF NOVA SCOTIA US\$750Mn FXB due 12th June 2028	1.32%
F&G Annuities & Life Inc US\$500Mn 6.25% FXB due 4-Oct-2034	1.31%
CONCENTRIX CORP US\$800Mn 6.65% FXRB Due 2nd August-2026	1.30%

Asset Allocation



Currency



Risk Profile

The value of the Fund is related to the market value of the underlying investments. However, the unit price is fixed and does not fluctuate.

