



US Dollar Income Fund

Fund Size: US \$815 Million

Investment Objective: To provide investors with income, while preserving capital, by diversifying the portfolio across a range of companies and sectors domestically and internationally.

Return


Average Effective Annualized Yield

1 Year	3.43%
3 Year	2.13%
5 Year	1.70%
10 Year	1.30%

Top Ten Holdings

First Citizens Bank Limited US\$67.051Mn 3.25% 5yr FXB Due 26	3.35%
Pilgrim's Pride Corporation US\$1Bn 6.25% FXB due 1-July-2033	1.45%
CNO Financial Group Inc US\$700Mn 6.45% FXB due 15-June-2034	1.44%
SUMITOMO MITSUI FINL GRP US\$1.1Bn FXB Due 14th September 2028	1.43%
BANK OF NOVA SCOTIA US\$750Mn FXB due 12th June 2028	1.41%
HERITAGE PETROLEUM CO LTD US\$500Mn 9.0% SNR SECURED DUE 2029	1.41%
CONCENTRIX CORP US\$800Mn 6.65% FXRB Due 2nd August-2026	1.39%
Gov't of Trinidad and Tobago US\$100Mn 6.65% 3-Yr FXB Due 27	1.38%
F&G Annuities & Life Inc US\$500Mn 6.25% FXB due 4-Oct-2034	1.36%
Gov't of Trinidad and Tobago US\$1.0Bn 4.5% FXRB Due 2026	1.35%

Currency

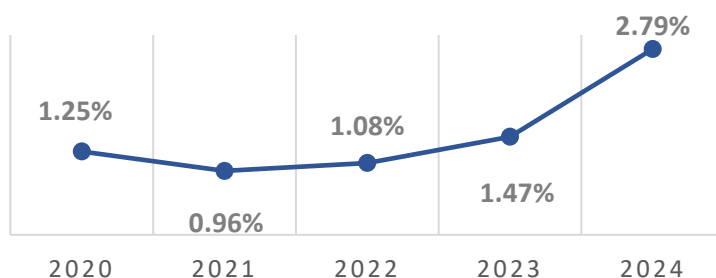


Fund Facts

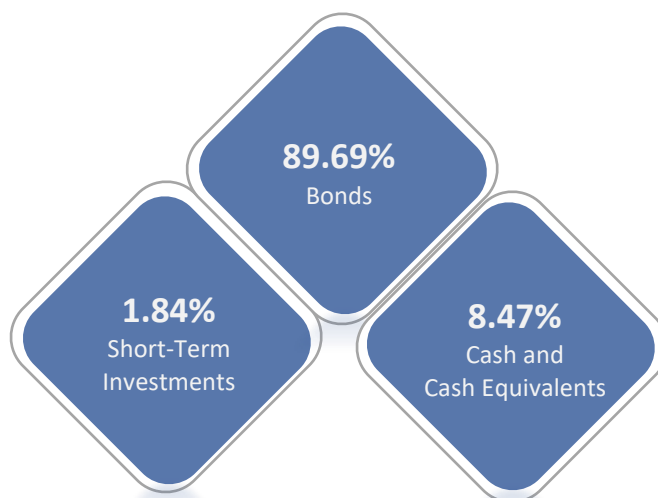
Inception Date	April 17, 2000
Unit Price	US\$20.00
Minimum Initial Investment	5 Units (US\$100.00)
Interest Charges	Compounded Daily Paid Quarterly
Average Credit Quality	No services, sales or handling charges
	BBB

Historical Performance

Average Effective Annualized Yield



Asset Allocation



Risk Profile

The value of the Fund is related to the market value of the underlying investments. However, the unit price is fixed and does not fluctuate.

