



TT Dollar Income Fund

Fund Size: TT \$12.4 Billion

Investment Objective: To provide investors with income, while preserving capital, by diversifying the portfolio across a range of companies and sectors domestically and internationally.

Return

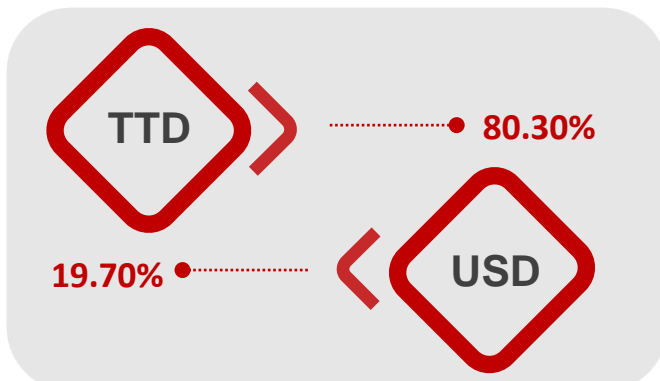
Average Effective Annualized Yield

1 Year	2.59%
3 Year	1.72%
5 Year	1.58%
10 Year	1.37%

Top Ten Holdings

GOTT TT\$2.0Bn Tranche 3 TT\$600Mn 6.55% FXRB Due 2042	5.16%
GOTT TT\$1.10Bn Tranche 2 TT\$550Mn 5.90% FXRB Due 2036	4.64%
GOTT TT\$2.0Bn Tra 1 TT\$1.0Bn 4.34% FXRB Due 2029	4.23%
GOTT TT\$1.0Bn Tra 1 TT\$600Mn 4.44% FXRB Due 2032 (VAT Bonds)	3.38%
Govt of Trinidad & Tobago 15yrs 2.5Bn 5.20% FXRB Due 2027	3.18%
GORTT CERTIFICATE OF PARTICIPATION DUE 2028	2.87%
GOTT TT\$3.0Bn 3.15% FXRB Due 22nd-June-2026 (VAT Bonds) T-3	2.68%
NIPDEC TT 1bn 4% 16 YRS DUE 2029	2.59%
GORTT TT\$1.0Bn 3.71% 4-Year FXRB Due 2027	2.57%
UDECOTT TT\$3.40Bn 15 Year Variable Rate Bond Due 2028	2.41%

Currency



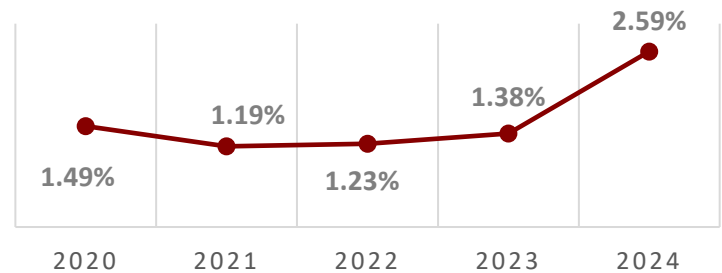
For the Quarter: October to December 2024

Fund Facts

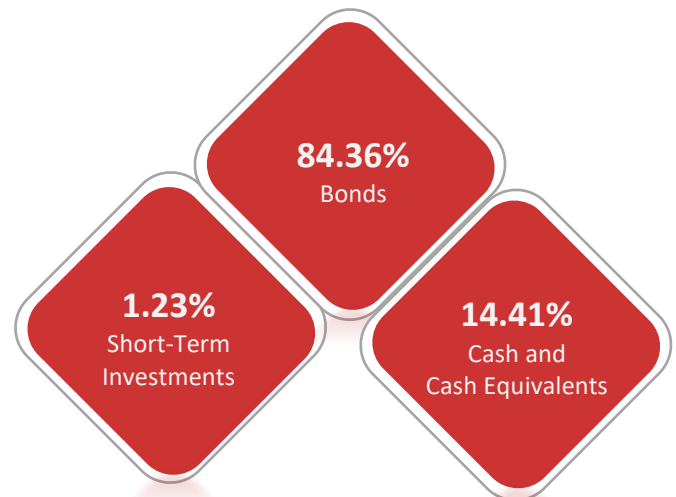
Inception Date	September 1, 1989
Unit Price	\$20.00
Minimum Initial Investment	5 Units (\$100.00)
Interest	Compounded Daily Paid Quarterly
Charges	No services, sales or handling charges
Average Credit Quality	BBB-

Historical Performance

Average Effective Annualized Yield



Asset Allocation



Risk Profile

The value of the fund is related to the market value of the underlying investments. However, the unit price is fixed and does not fluctuate.

