



## TT Dollar Income Fund

For the Quarter: January to March 2025

**Fund Size: TT \$12.7 Billion**

Investment Objective: To provide investors with income, while preserving capital, by diversifying the portfolio across a range of companies and sectors domestically and internationally.

### Fund Facts

Inception Date	September 1, 1989
Unit Price	\$20.00
Minimum Initial Investment	5 Units (\$100.00)
Interest Charges	Compounded Daily   Paid Quarterly
Average Credit Quality	No services, sales or handling charges BBB-

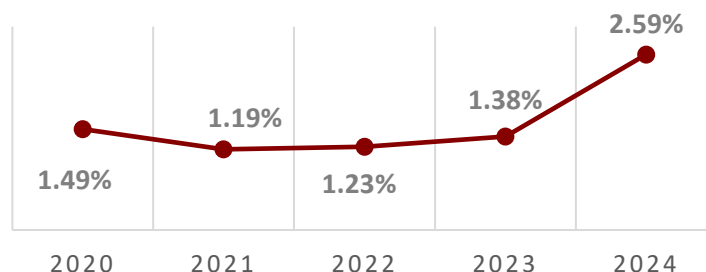
### Return

Average Effective Annualized Yield

1 Year	<b>2.88%</b>
3 Year	<b>1.87%</b>
5 Year	<b>1.65%</b>
10 Year	<b>1.42%</b>

### Historical Performance


Average Effective Annualized Yield




### Top Ten Holdings

GOTT TT\$2.0Bn Tranche 3 TT\$600Mn 6.55% FXRB Due 2042	5.06%
GOTT TT\$1.10Bn Tranche 2 TT\$550Mn 5.90% FXRB Due 2036	4.63%
GOTT TT\$2.0Bn Tra 1 TT\$1.0Bn 4.34% FXRB Due 2029	4.18%
GOTT TT\$1.0Bn Tra 1 TT\$600Mn 4.44% FXRB Due 2032 (VAT Bonds)	3.33%
Govt of Trinidad & Tobago 15yrs 2.5Bn 5.20% FXRB Due 2027	3.10%
GORTT CERTIFICATE OF PARTICIPATION DUE 2028	2.82%
GOTT TT\$3.0Bn 3.15% FXRB Due 2026 (VAT Bonds)	2.63%
NIPDEC TT 1bn 4% 16 YRS DUE 2029	2.56%
GORTT TT\$1.0Bn 3.71% 4-Year FXRB Due 2027	2.51%
UDECOTT TT\$3.40Bn 15 Year Variable Rate Bond Due 2028	2.35%

### Asset Allocation



### Currency



### Risk Profile

The value of the fund is related to the market value of the underlying investments. However, the unit price is fixed and does not fluctuate.

