



Growth & Income Fund

Fund Size: **TT \$4.6 Billion**

Investment Objective: To provide investors with capital appreciation as well as current income over the medium to long-term by investing in a combination of equity and fixed income securities.

Return

Annualized Rate Of Return

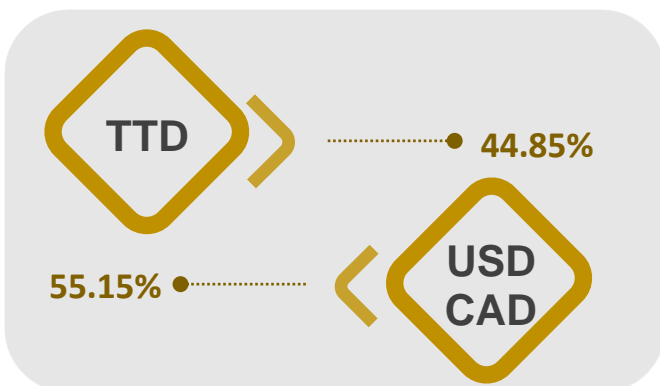
YTD*	-2.64%
1 Year	-2.64%
3 Year	-4.59%
5 Year	-0.14%
10 Year	1.42%
From Inception	6.05%

* Total Returns

Top Ten Holdings

Vanguard S&P 500 Exchange Traded Fund	9.23%
iShares S&P 500 Index Fund	9.22%
Republic Financial Holdings Limited Common Shares	9.0.3%
Scotiabank Trinidad and Tobago Limited Common Shares	5.92%
Massy Holdings Limited Common Shares	5.84%
First Citizens Group Financial Holdings Limited	5.35%
ANSA McAL Limited Common Shares	4.12%
GOTT US\$1.0Bn 4.5% FXRB due 2026	3.96%
Calypso Macro Index Fund	3.11%
GOTT TT\$1.5Bn FXRB 6.0% due 2031	2.57%

Currency



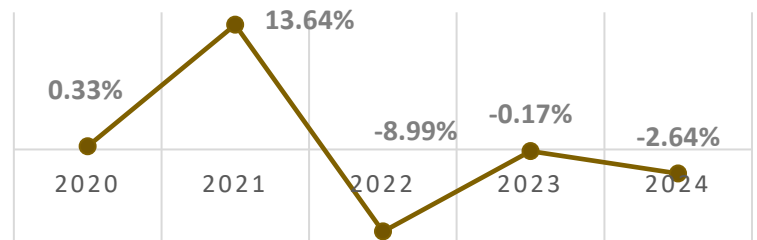
For the Quarter: October to December 2024

Fund Facts

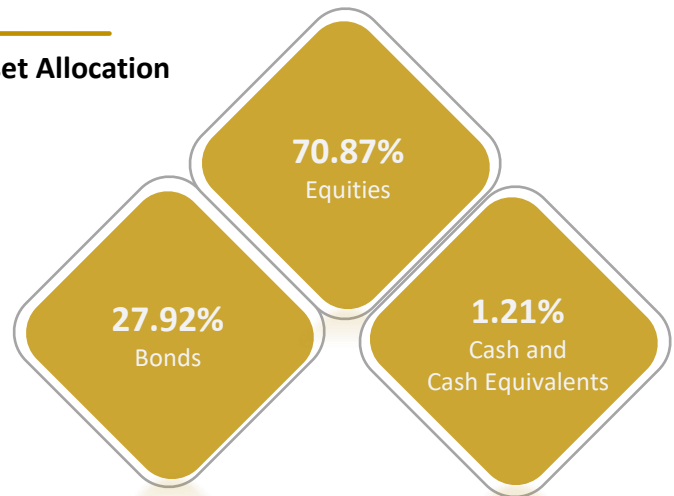
Inception Date	November 29, 1982
Offer Price at 31.12.2024	\$17.74
Bid Price at 31.12.2024	\$17.39
Minimum Initial Investment	One Unit
Income Charge	Income earned is distributed semi-annually
Average Credit Quality	2% Sales Charge included in Offer Price
	BBB-

Historical Performance

Annualized Rate Of Return



Asset Allocation



Risk Profile

The value of the Fund is related to the market value of the underlying investments. As such, the capital value achieved, and income distributed by the Fund will reflect investment performance and will fluctuate from time to time

