



TT Dollar Income Fund

For the Quarter: July to September 2020

Fund Size: TT \$12.2 Billion

Investment Objective: To provide investors with income, while preserving capital, by diversifying the portfolio across a range of companies and sectors domestically and internationally.

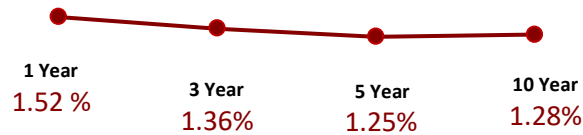
Fund Facts

Inception Date	September 1, 1989
Unit Price	\$20.00
Minimum Initial Investment	5 Units (\$100.00)
Interest Charges	Compounded Daily Daily Quarterly
	No services, sales or handling charges

Return

Average Effective

Annualized Yield



Historical Performance

Average Effective

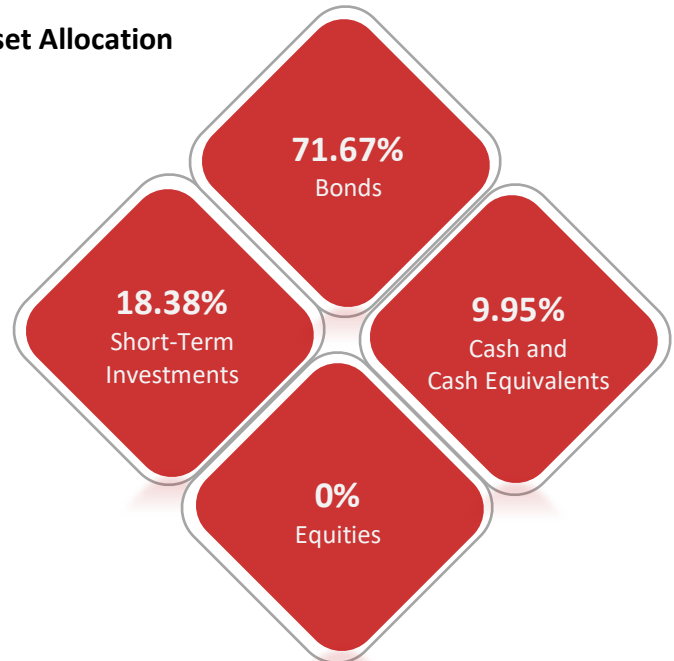
Annualized Yield

2019	1.39%
2018	1.25%
2017	1.20%
2016	1.07%
2015	1.92%


Top Ten Holdings

Gov't of Trinidad & Tobago Fixed Rate Bond TT\$750M 3.30% due 2023	4.61%
Gov't of Trinidad & Tobago \$500Mn 3yrs FLRB Jun 2021	4.60%
Gov't of Trinidad & Tobago 3.30% Fixed Rate Bond Due July 2023 T2	4.42%
Gov't of Trinidad & Tobago 15yrs 2.5Bn 5.20% FXRB Due 2027	3.47%
UDECOTT TT\$3.40Bn 15YR Variable Rate Bond due 2028	3.44%
Gov't of Trinidad & Tobago TT\$1.20Bn 2.65% FXRB Due 2020	3.44%
Gov't of Trinidad and Tobago TT\$794Mn 5.95% FXRB Due 2023	2.84%
Gov't of Trinidad & Tobago 3.30% Fixed Rate Bond Due May 2023	2.73%
Treasury Bill 1717	2.72%
Treasury Bill 1728	2.72%

Asset Allocation

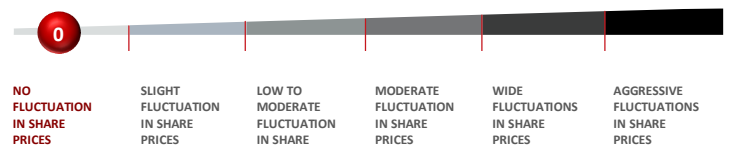


Currency



Risk Profile

The value of the fund is related to the market value of the underlying investments. However, the unit price is fixed and does not fluctuate.



Performance is subject to variations and is likely to change over time. Past performance should not be treated as an indicator of future performance. Important information concerning the investment goals, risks, charges and expenses is contained in the prospectus. Investors should carefully consider these before investing. Obtain a prospectus from our website (www.ttutc.com) or at any of our UTC Investment Centres and read it carefully before investing.