



## Growth & Income Fund

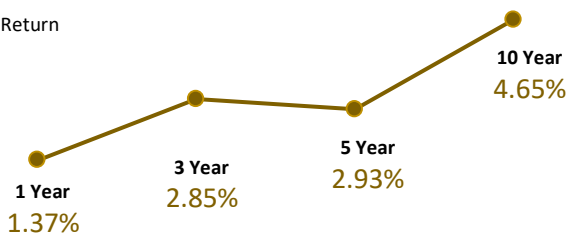
Fund Size: TT \$5.1 Billion

Investment Objective: To provide investors with capital appreciation as well as current income over the medium to long-term by investing in a combination of equity and fixed income securities.

### Return

Annualized Rate

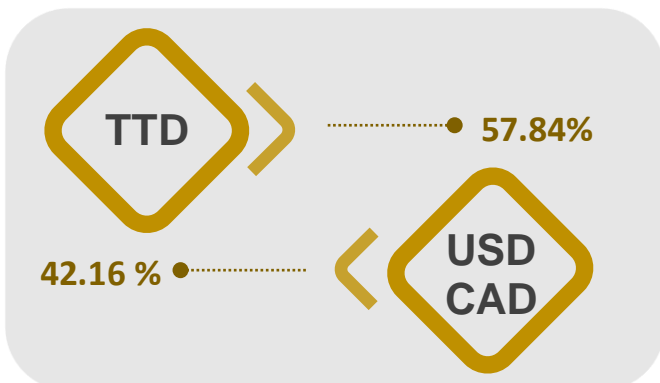
Of Return



### Top Ten Holdings

First Citizens Bank Ltd Common Shares	8.20%
i Shares S&P 500 Index Fund	7.49%
Vanguard S&P 500 ETF	6.44%
Republic Bank Limited Common Shares	6.01%
Phoenix Park Gas Processors Limited	5.24%
Scotiabank Trinidad and Tobago Limited Common Shares	4.63%
GOTT US\$1.0Bn 4.5% FXRB due 2026	4.22%
Massy Holdings Limited Common Shares	3.98%
ANSA McAl Limited Common Shares	3.47%
UDECOTT TT\$3.40Bn 15YR Variable Rate Bond due 2028	3.37%

### Currency



For the Quarter: July to September 2020

### Fund Facts

Inception Date	November 29, 1982
Offer Price at 30.09.2020	\$18.47
Bid Price at 30.09.2020	\$18.10
Minimum Initial Investment	One Unit
Income Charge	Income earned is distributed semi-annually 2% Sales Charge included in Offer Price

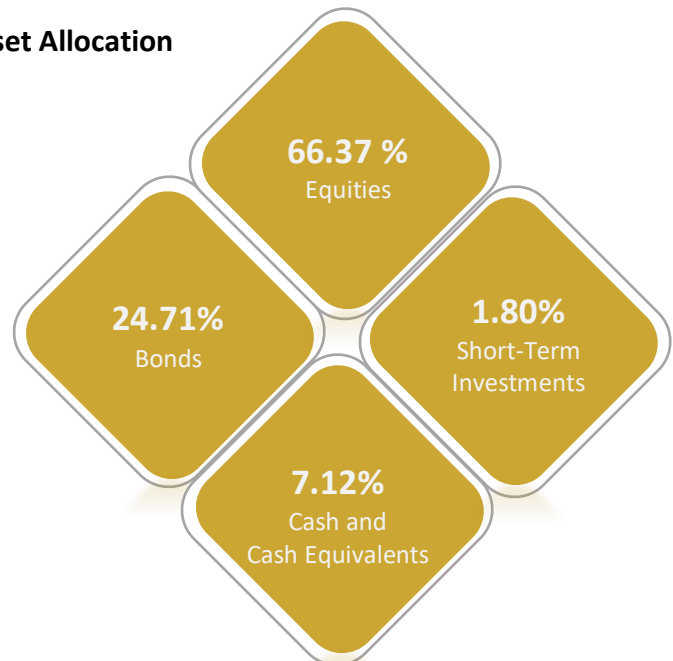
### Historical Performance

Annualized Rate

Of Return

2019	9.96%
2018	0.85%
2017	5.36%
2016	2.14%
2015	0.30%

### Asset Allocation



### Risk Profile

The value of the Fund is related to the market value of the underlying investments. As such, the capital value achieved, and income distributed by the Fund will reflect investment performance and will fluctuate from time to time

