



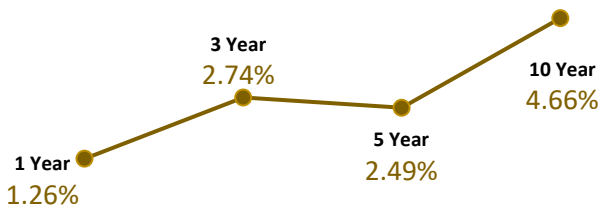
Growth & Income Fund

Fund Size: TT \$5.1 Billion

Investment Objective: To provide investors with capital appreciation as well as current income over the medium to long-term by investing in a combination of equity and fixed income securities.

Return

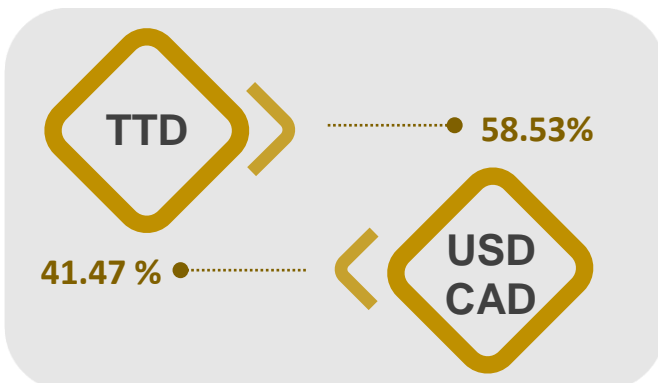
Annualized Rate
Of Return



Top Ten Holdings

Vanguard Info Tech ETF	10.25%
First Citizens Bank Ltd Common Shares	8.36%
Phoenix Park Gas Processors Limited	6.94%
Republic Bank Limited Common Shares	6.05%
Scotiabank Trinidad and Tobago Limited Common Shares	4.66%
GOTT US\$1.0Bn 4.5% FXRB due 2026	4.32%
Massy Holdings Limited Common Shares	3.91%
Vanguard Telecom Service ETF	3.57%
UDECOTT TT\$3.40Bn 15YR Variable Rate Bond due 2028	3.48%
ANSA McAI Limited Common Shares	3.36%

Currency



For the Quarter: April to June 2020

Fund Facts

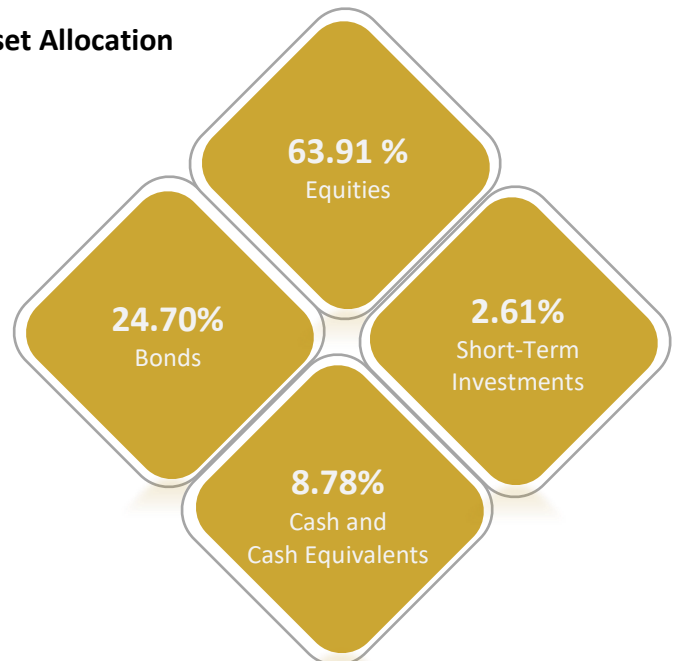
Inception Date	November 29, 1982
Offer Price at 30.06.2020	\$18.35
Bid Price at 30.06.2020	\$17.99
Minimum Initial Investment	One Unit
Income Charge	Income earned is distributed semi-annually 2% Sales Charge included in Offer Price

Historical Performance

Annualized Rate
Of Return

2019	9.96%
2018	0.85%
2017	5.36%
2016	2.14%
2015	0.30%

Asset Allocation



Risk Profile

The value of the Fund is related to the market value of the underlying investments. As such, the capital value achieved, and income distributed by the Fund will reflect investment performance and will fluctuate from time to time

