



UTC Corporate Fund

For the Quarter: January to March 2026

Fund Size: TT \$575 Million

Investment Objective: To provide investors with income, while preserving capital, by diversifying the portfolio across a range of companies and sectors domestically and internationally.

Fund Facts

Inception Date	December 2014
Unit Price	\$100.00
Minimum Initial Investment	10,000 Units (\$1,000,000)
Interest Charges	Compounded Daily Paid Quarterly
Average Credit Quality	No services, sales or handling charges BBB-

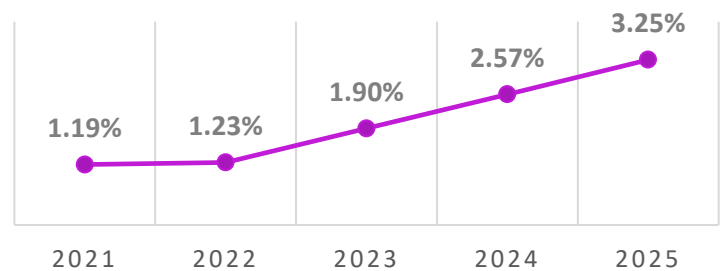
Return

Average Effective Annualized Yield

1 Year	3.62%
3 Year	2.69%
5 Year	2.39%
10 Year	n/a

Historical Performance

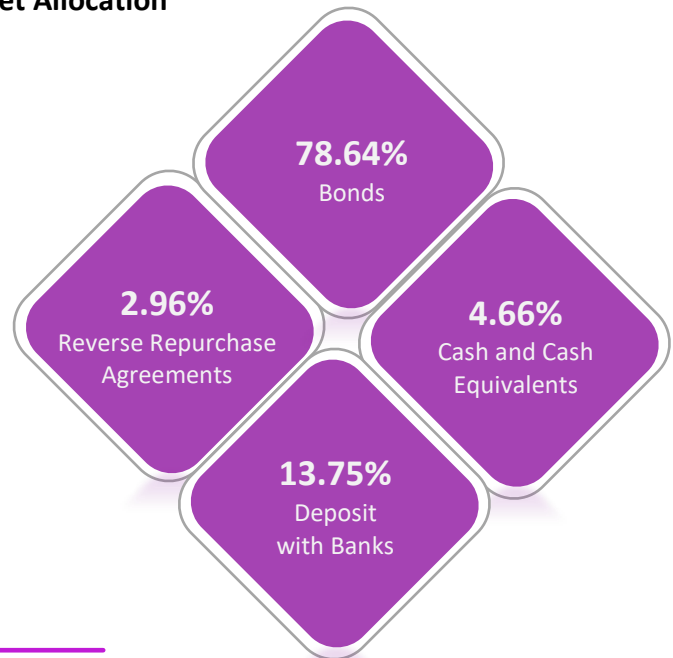
Average Effective Annualized Yield



Top Ten Holdings

GOTT TT\$1.0Bn Dual Tra T-1 TT\$550Mn 5.57% Due Feb-33	12.86%
GOTT TT\$2.50Bn Triple Tra Tr 2 TT\$425Mn 4.96% FXB Due Jun-33	12.52%
First Citizens Bank Limited TT\$1.0Bn 4.90% 6yr FXRB Due 2030	8.88%
Guardian Holdings Limited TT\$1.02Bn 5.00% FXRB Due 2025	8.57%
Cert of Int in GOTT TT\$2.0Bn Triple Tranche FXRB Due 2029	8.52%
Housing Development Corporation TT\$700Mn 4.00% FRL Due 2030	8.22%
GOTT TT\$150Mn 4.50% 5-year FXRB Due 01-March-2029	4.55%
GOTT TT\$2.50Bn Triple Tra Tr 1 TT\$1.2Bn 4.30% FXB Due Nov-28	4.54%
RBL TT\$500Mn 5.50% 10 year Unsecured Sub FXRB Due 2034	4.33%
Reverse Repurchase Agreement Transaction #38	3.29%

Asset Allocation

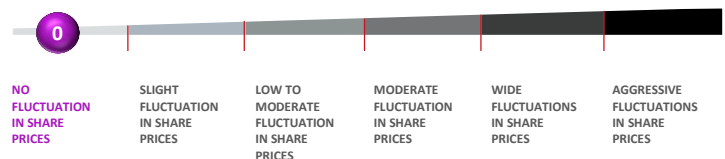


Currency



Risk Profile

The value of the fund is related to the market value of the underlying investments. However, the unit price is fixed and does not fluctuate.



Performance is subject to variations and is likely to change over time. Past performance should not be treated as an indicator of future performance. Important information concerning the investment goals, risks, charges and expenses is contained in the prospectus. Investors should carefully consider these before investing. Obtain a prospectus from our website (www.ttutc.com) or at any of our UTC Investment Centres and read it carefully before investing.