



## Growth & Income Fund

Fund Size: **TT \$4.4 Billion**

Investment Objective: To provide investors with capital appreciation as well as current income over the medium to long-term by investing in a combination of equity and fixed income securities.

### Return

Annualized Rate Of Return

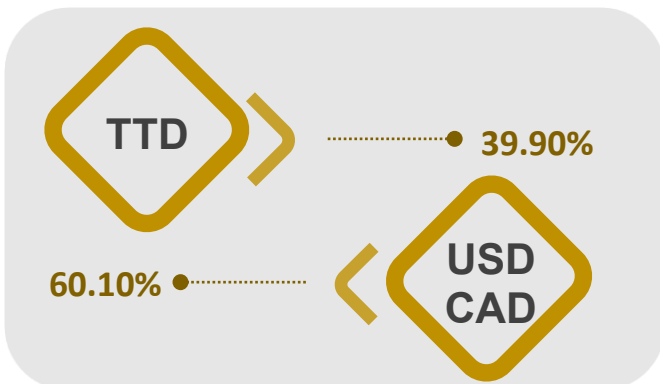
|                |        |
|----------------|--------|
| YTD*           | 1.56%  |
| 1 Year         | 1.38%  |
| 3 Year         | -1.41% |
| 5 Year         | -0.42% |
| 10 Year        | 1.57%  |
| From Inception | 7.47%  |

\* Total Returns

### Top Ten Holdings

|  |       |
|--|-------|
| Republic Financial Holdings Limited Common Shares    | 9.38% |
| Scotiabank Trinidad and Tobago Limited Common Shares | 5.35% |
| Trinidad & Tobago US\$1Bn FXRB 6.50% due 2036        | 5.13% |
| First Citizens Group Financial Holdings Limited      | 4.89% |
| Massy Holdings Limited Common Shares                 | 4.79% |
| ANSA McAL Limited Common Shares                      | 3.14% |
| GOTT US\$560Mn 5.95% FXRB due 2031                   | 2.37% |
| T&T US\$750Mn FXRB 6.40% due 2034                    | 2.35% |
| Sagicor Financial Company Limited                    | 2.20% |
| AGCO CORP US700Mn 5.8% FXRB due 21-Mar-2034          | 1.77% |

### Currency

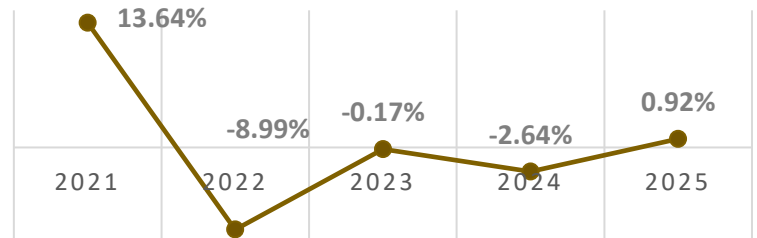


### Fund Facts

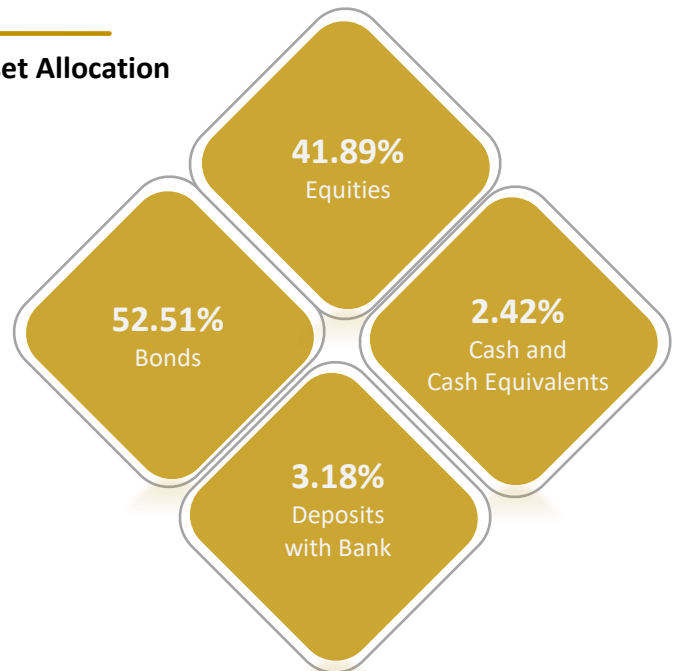
|                            |  |
|----------------------------|--|
| Inception Date             | November 29, 1982                          |
| Offer Price at 31.03.2026  | \$17.48                                    |
| Bid Price at 31.03.2026    | \$17.14                                    |
| Minimum Initial Investment | One Unit                                   |
| Income Charge              | Income earned is distributed semi-annually |
| Average Credit Quality     | 2% Sales Charge included in Offer Price    |
|                            | BBB  |

### Historical Performance

Annualized Rate Of Return



### Asset Allocation



### Risk Profile

The value of the Fund is related to the market value of the underlying investments. As such, the capital value achieved, and income distributed by the Fund will reflect investment performance and will fluctuate from time to time

