



Growth & Income Fund

Fund Size: **TT \$4.9 Billion**

Investment Objective: To provide investors with capital appreciation as well as current income over the medium to long-term by investing in a combination of equity and fixed income securities.

Return

Annualized Rate Of Return

YTD*	-0.81%
1 Year	0.31%
3 Year	-1.11%
5 Year	1.32%
10 Year	1.82%

* Total Returns

Top Ten Holdings

iShares S&P 500 Index Fund	10.46%
Vanguard S&P 500 Exchange Traded Fund	10.15%
Republic Financial Holdings Limited Common Shares	9.48%
Scotiabank Trinidad and Tobago Limited Common Shares	6.62%
Massy Holdings Limited Common Shares	5.83%
First Citizens Group Financial Holdings Limited	5.54%
Phoenix Park Gas Processors Limited	5.26%
ANSA McAL Limited Common Shares	4.19%
GOTT US\$1.0Bn 4.5% FXRB due 2026	3.88%
Calypso Macro Index Fund	3.10%

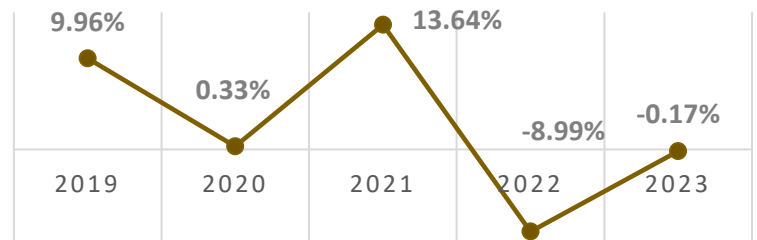
Fund Facts

Inception Date	November 29, 1982
Offer Price at 28.06.2024	\$18.63
Bid Price at 28.06.2024	\$18.26
Minimum Initial Investment	One Unit
Income Charge	Income earned is distributed semi-annually 2% Sales Charge included in Offer Price
Average Credit Quality	BBB-

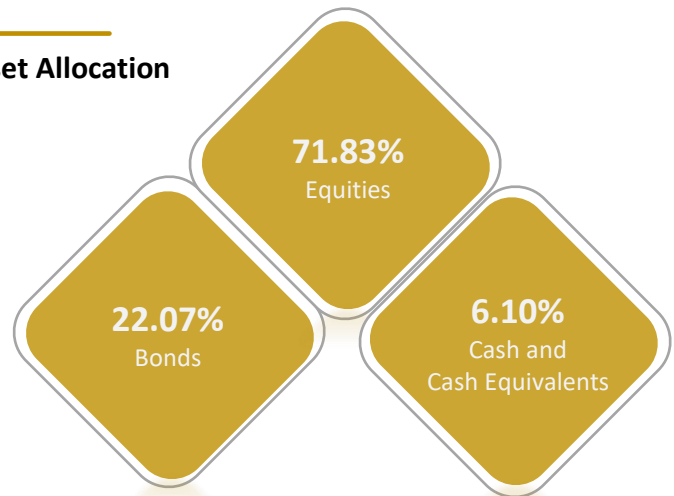
For the Quarter: April to June 2024

Historical Performance

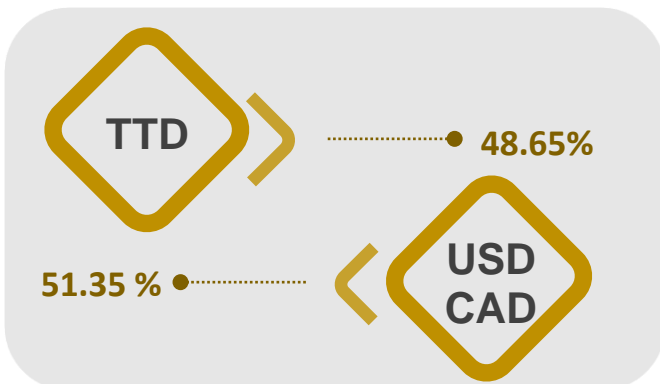
Annualized Rate Of Return



Asset Allocation



Currency



Risk Profile

The value of the Fund is related to the market value of the underlying investments. As such, the capital value achieved, and income distributed by the Fund will reflect investment performance and will fluctuate from time to time

