



## Growth & Income Fund

Fund Size: **TT \$5.0 Billion**

Investment Objective: To provide investors with capital appreciation as well as current income over the medium to long-term by investing in a combination of equity and fixed income securities.

### Return

Annualized Rate Of Return

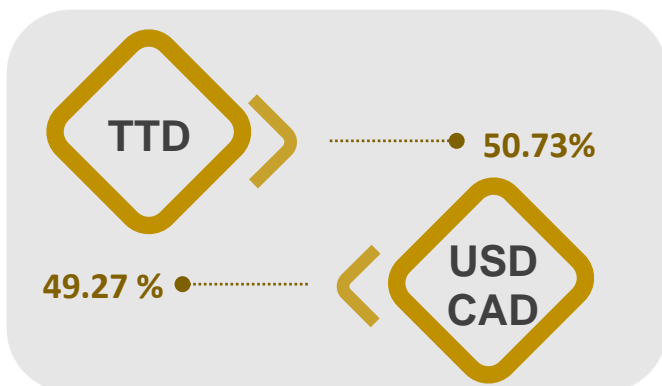
YTD*	0.19%
1 Year	0.19%
3 Year	0.82%
5 Year	2.54%
10 Year	2.06%

\* Total Returns

### Top Ten Holdings

Republic Financial Holdings	9.58%
iShares S&P 500 Index Fund	6.77%
Scotiabank Trinidad and Tobago Limited	6.74%
First Citizens Group Financial Holdings Limited	6.19%
Massy Holdings Limited	6.06%
Phoenix Park Gas Processors Limited	5.00%
GOTT US\$1.0Bn 4.5% FXRB due 2026	3.78%
ANSA McAL Limited	3.48%
Calypso Macro Index Fund	2.89%
Trinidad & Tobago National Gas Company Limited	2.65%

### Currency



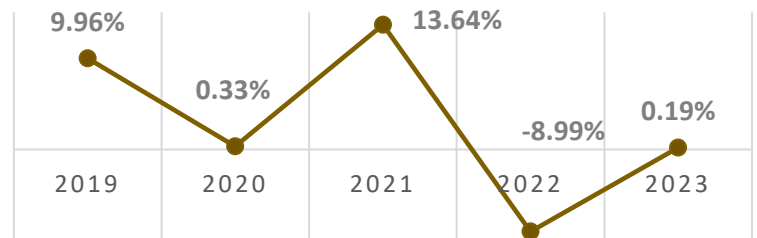
For the Quarter: October to December 2023

### Fund Facts

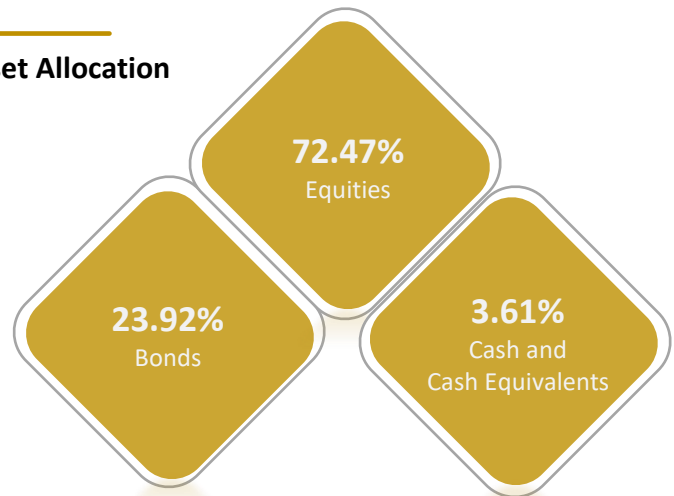
Inception Date	November 29, 1982
Offer Price at 29.12.2023	\$18.78
Bid Price at 29.12.2023	\$18.41
Minimum Initial Investment	One Unit
Income Charge	Income earned is distributed semi-annually 2% Sales Charge included in Offer Price

### Historical Performance

Annualized Rate Of Return



### Asset Allocation



### Risk Profile

The value of the Fund is related to the market value of the underlying investments. As such, the capital value achieved, and income distributed by the Fund will reflect investment performance and will fluctuate from time to time

