



Growth & Income Fund

Fund Size: **TT \$5.0 Billion**

Investment Objective: To provide investors with capital appreciation as well as current income over the medium to long-term by investing in a combination of equity and fixed income securities.

Return

Annualized Rate Of Return

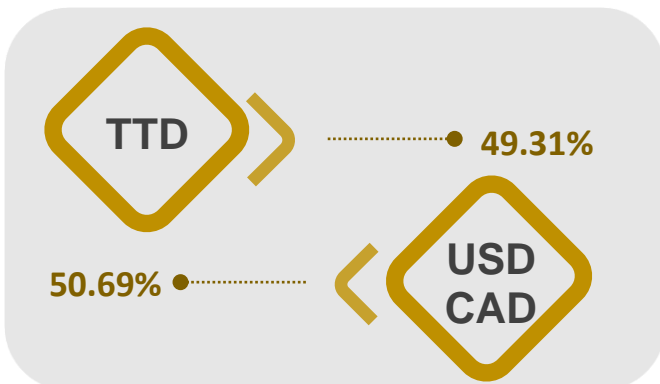
YTD*	0.76%
1 Year	0.11%
3 Year	0.76%
5 Year	1.67%
10 Year	2.09%

* Total Returns

Top Ten Holdings

iShares S&P 500 Index Fund	9.60%
Republic Financial Holdings Limited Common Shares	9.39%
Vanguard S&P 500 Exchange Traded Fund	9.33%
Scotiabank Trinidad and Tobago Limited Common Shares	6.90%
Massy Holdings Limited Common Shares	6.06%
First Citizens Group Financial Holdings Limited	6.00%
Phoenix Park Gas Processors Limited	5.02%
GOTT US\$1.0Bn 4.5% FXRB due 2026	3.69%
ANSA McAL Limited Common Shares	3.49%
Calypso Macro Index Fund	2.81%

Currency

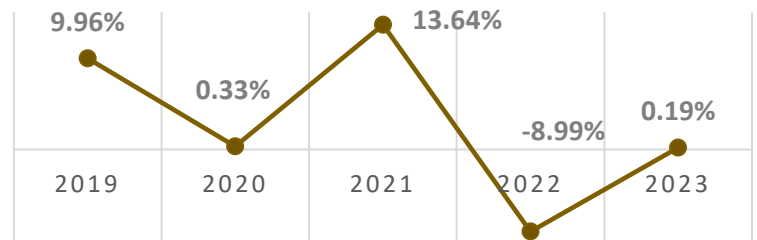


Fund Facts

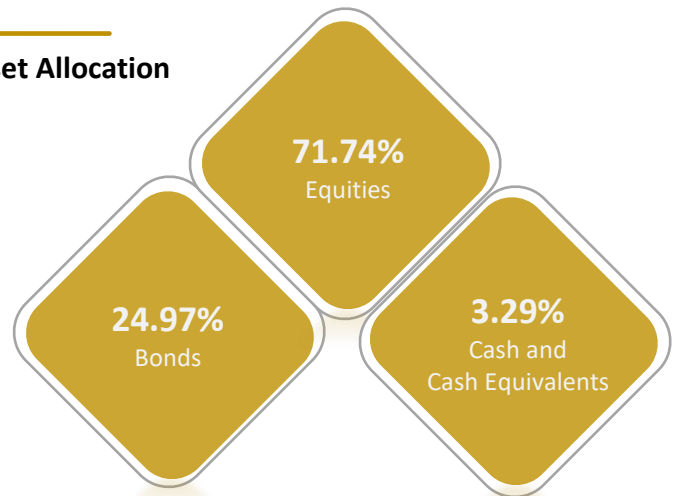
Inception Date	November 29, 1982
Offer Price at 28.03.2024	\$18.92
Bid Price at 28.03.2024	\$18.55
Minimum Initial Investment	One Unit
Income Charge	Income earned is distributed semi-annually
Average Credit Quality	2% Sales Charge included in Offer Price
	BBB-

Historical Performance

Annualized Rate Of Return



Asset Allocation



Risk Profile

The value of the Fund is related to the market value of the underlying investments. As such, the capital value achieved, and income distributed by the Fund will reflect investment performance and will fluctuate from time to time

