



## US Dollar Income Fund

For the Quarter: April to June 2023

### Fund Size: US \$648 Million

Investment Objective: To provide investors with income, while preserving capital, by diversifying the portfolio across a range of companies and sectors domestically and internationally.

### Fund Facts

Inception Date	April 17, 2000
Unit Price	US\$20.00
Minimum Initial Investment	5 Units (US\$100.00)
Interest Charges	Compounded Daily   Paid Quarterly
	No services, sales or handling charges

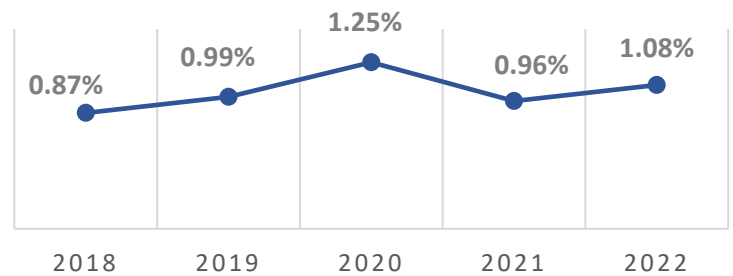
### Return

Average Effective Annualized Yield

1 Year	1.18%
3 Year	1.10%
5 Year	1.06%
10 Year	0.95%

### Historical Performance


Average Effective Annualized Yield




### Top Ten Holdings

Gov't of Trinidad and Tobago US\$100Mn 3.089 yr 3.75% Due 24	4.64%
First Citizens Bank Limited US\$67.051Mn 3.25% 5yr FXB Due 26	3.82%
T'DAD GENERATION UNLIMITED US\$600Mn 11yr 5.25% FXRB NOV 2027	3.30%
NCB Fin Group Ltd US\$75Mn 8.50% FX Loan Due 5-May 2026	2.06%
Heritage Petroleum Co Ltd US\$500Mn 9.0% Snr Secured due 2029	1.69%
GOTT US\$550Mn 4.375% FXRB due 2024	1.61%
First Citizens Investment Services Ltd US\$27.4M 2.50% FXRB23	1.60%
GOTT US\$1.0Bn 4.5% FXRB due 2026	1.59%
CVS Health Corp US\$3.0Bn 3.875% FXRB due 2025	1.58%
GOTT US\$500M 4.5% FXRB Due 2030	1.55%

### Asset Allocation

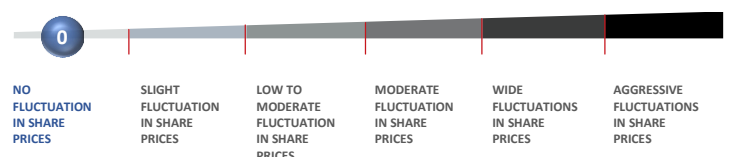


### Currency



### Risk Profile

The value of the Fund is related to the market value of the underlying investments. However, the unit price is fixed and does not fluctuate.



Performance is subject to variations and is likely to change over time. Past performance should not be treated as an indicator of future performance. Important information concerning the investment goals, risks, charges and expenses is contained in the prospectus. Investors should carefully consider these before investing. Obtain a prospectus from our website ([www.ttutc.com](http://www.ttutc.com)) or at any of our UTC Investment Centres and read it carefully before investing.