



## Growth & Income Fund

Fund Size: **TT \$5.4 Billion**

Investment Objective: To provide investors with capital appreciation as well as current income over the medium to long-term by investing in a combination of equity and fixed income securities.

### Return

Annualized Rate Of Return

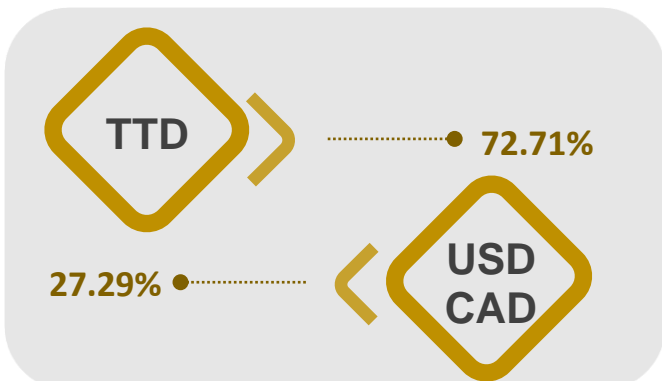
YTD*	-7.41%
1 Year	-2.19%
3 Year	3.03%
5 Year	3.26%
10 Year	3.63%

\* Total Returns

### Top Ten Holdings

First Citizens Bank Ltd	10.04%
Scotiabank Trinidad and Tobago Limited	8.60%
Massy Holdings Limited	7.75%
Republic Bank Limited	6.94%
Phoenix Park Gas Processors Limited	6.94%
Trinidad & Tobago NGL Limited	5.70%
Clico Investment Fund	5.64%
ANSA McAl Limited	4.39%
GOTT US\$1.0Bn 4.5% FXRB due 2026	4.34%
Calyoso Macro Index Fund	3.22%

### Currency



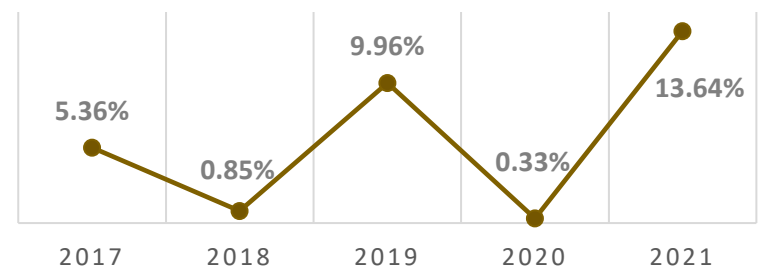
For the Quarter: July to September 2022

### Fund Facts

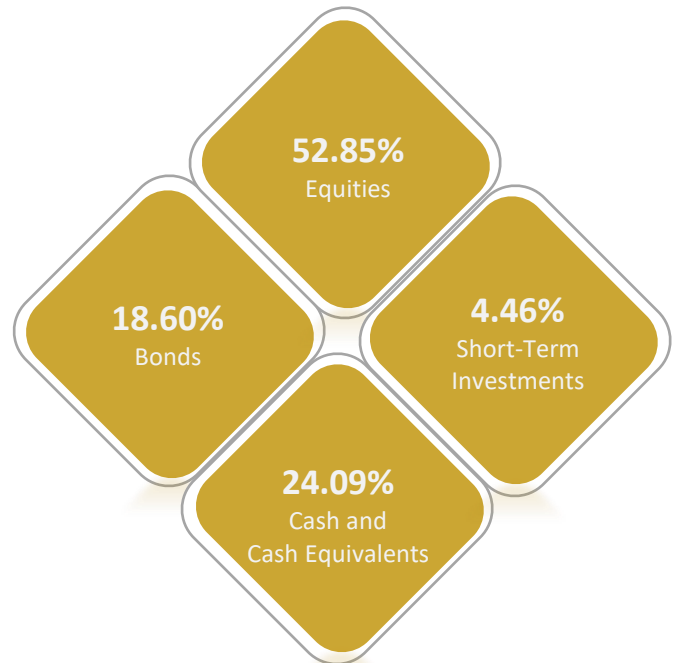
Inception Date	November 29, 1982
Offer Price at 30.09.2022	\$19.69
Bid Price at 30.09.2022	\$19.30
Minimum Initial Investment	One Unit
Income Charge	Income earned is distributed semi-annually 2% Sales Charge included in Offer Price

### Historical Performance

Annualized Rate Of Return



### Asset Allocation



### Risk Profile

The value of the Fund is related to the market value of the underlying investments. As such, the capital value achieved, and income distributed by the Fund will reflect investment performance and will fluctuate from time to time



Performance is subject to variations and is likely to change over time. Past performance should not be treated as an indicator of future performance. Important information concerning the investment goals, risks, charges and expenses is contained in the prospectus. Investors should carefully consider these before investing. Obtain a prospectus from our website ([www.ttutc.com](http://www.ttutc.com)) or at any of our UTC Investment Centres and read it carefully before investing.