



TT Dollar Income Fund

For the Quarter: April to June 2022

Fund Size: TT \$12.3 Billion

Investment Objective: To provide investors with income, while preserving capital, by diversifying the portfolio across a range of companies and sectors domestically and internationally.

Fund Facts

Inception Date	September 1, 1989
Unit Price	\$20.00
Minimum Initial Investment	5 Units (\$100.00)
Interest Charges	Compounded Daily Daily Quarterly No services, sales or handling charges

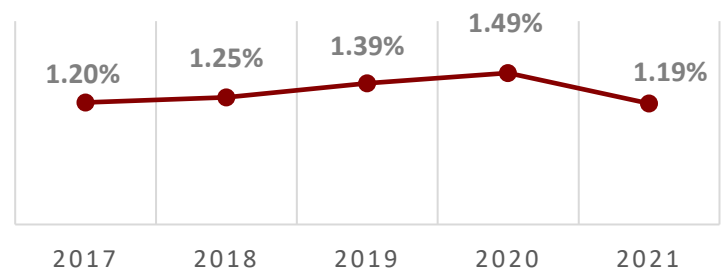
Return

Average Effective Annualized Yield

1 Year	1.17%
3 Year	1.35%
5 Year	1.31%
10 Year	1.18%

Historical Performance

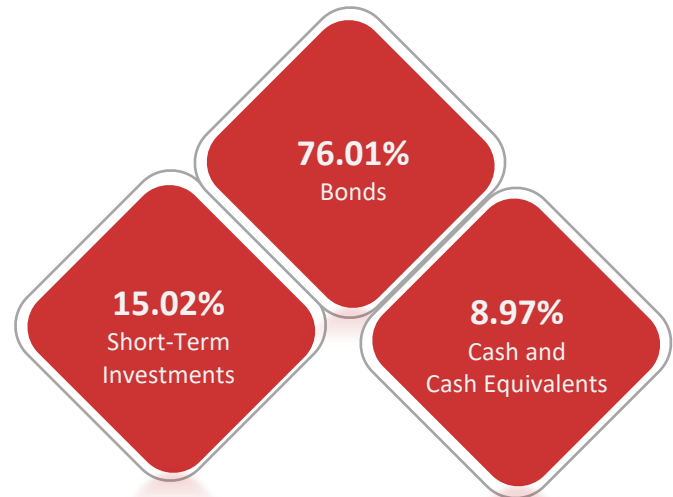
Average Effective Annualized Yield




Top Ten Holdings

GOTT TT\$2.0Bn Tranche 3 TT\$600Mn 6.55% FXRB Due 2042	5.38%
GORTT 3.30% FXRB due July 2023 (VAT Bonds) T2	5.14%
GOTT TT\$1.10Bn Tranche 2 TT\$550Mn 5.90% FXRB Due 2036	4.91%
GOTT FIXED RATE BOND TT\$750M 3.30% DUE 2023	4.52%
GORTT Certificate of Participation Due 2028	4.20%
GORTT 3.30% Fixed Rate Bond Due May 15, 2023 (VAT Bonds)	3.74%
Gov't of Trinidad & Tobago 15yrs 2.5Bn 5.20% FXRB Due 2027	3.37%
UDECOTT TT\$3.40Bn 15YR Variable Rate Bond due 2028	2.98%
Gov't of Trinidad and Tobago TT\$794Mn 5.95% FXRB Due 2023	2.70%
NIF Holding Company Ltd. \$1.2Bn 5yr 4.50% FRXB S-A due Aug 2023	2.41%

Asset Allocation

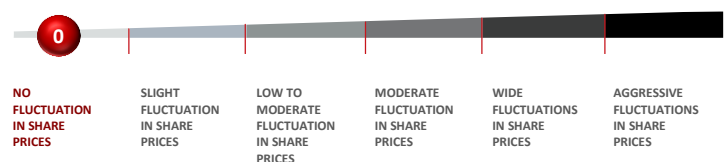


Currency



Risk Profile

The value of the fund is related to the market value of the underlying investments. However, the unit price is fixed and does not fluctuate.



Performance is subject to variations and is likely to change over time. Past performance should not be treated as an indicator of future performance. Important information concerning the investment goals, risks, charges and expenses is contained in the prospectus. Investors should carefully consider these before investing. Obtain a prospectus from our website (www.ttutc.com) or at any of our UTC Investment Centres and read it carefully before investing.