



US Dollar Income Fund

For the Quarter: January to March 2022

Fund Size: US \$654 Million

Investment Objective: To provide investors with income, while preserving capital, by diversifying the portfolio across a range of companies and sectors domestically and internationally.

Fund Facts

Inception Date	April 17, 2000
Unit Price	US\$20.00
Minimum Initial Investment	5 Units (US\$100.00)
Interest Charges	Compounded Daily Paid Quarterly
	No services, sales or handling charges

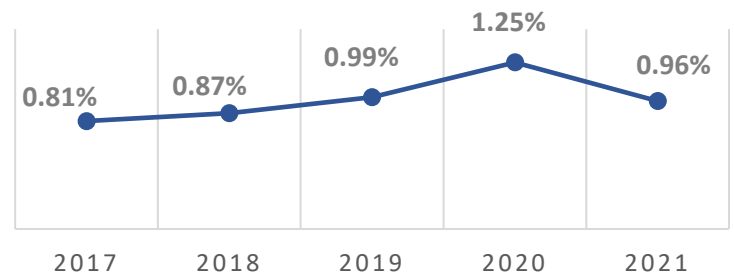
Return

Average Effective Annualized Yield

1 Year	0.96%
3 Year	1.08%
5 Year	0.98%
10 Year	0.93%

Historical Performance


Average Effective Annualized Yield




Top Ten Holdings

Gov't of Trinidad and Tobago US\$100Mn 3.089 yr 3.75% Due 24	4.63%
First Citizens Bank Limited US\$67.051Mn 3.25% 5yr FXB Due 26	3.78%
T'DAD GENERATION UNLIMITED US\$600Mn 11yr 5.25% FXRB NOV 2027	3.33%
GORTT US\$ 102.4MM 6.30% FXRB due APRIL 2023	3.20%
PORTFOLIO CREDIT MANAGEMENT LIMITED 1.25% 1YR USD CP 2022	2.50%
TPHL US\$603M Snr. Secured Loan Tranche A FLRB due 2022	1.84%
NCB Financial Group Ltd US\$75Mn 5.96% Term Loan Due 2023	1.63%
CVS HEALTH CORP US\$3.0Bn 3.875% FXRB Due 2025	1.62%
Raytheon Tech Corp US\$1.147827Bn 3.50% FXRB Due 2027	1.61%
GOTT US\$550Mn 4.375% FXRB due 2024	1.61%

Asset Allocation

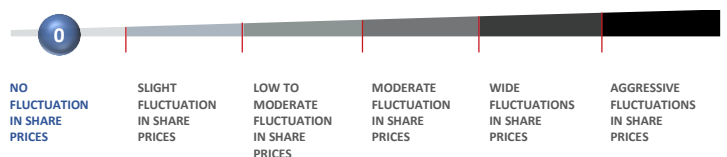


Currency



Risk Profile

The value of the Fund is related to the market value of the underlying investments. However, the unit price is fixed and does not fluctuate.



Performance is subject to variations and is likely to change over time. Past performance should not be treated as an indicator of future performance. Important information concerning the investment goals, risks, charges and expenses is contained in the prospectus. Investors should carefully consider these before investing. Obtain a prospectus from our website (www.ttutc.com) or at any of our UTC Investment Centres and read it carefully before investing.