



## Growth & Income Fund

Fund Size: **TT \$5.7 Billion**

Investment Objective: To provide investors with capital appreciation as well as current income over the medium to long-term by investing in a combination of equity and fixed income securities.

### Return

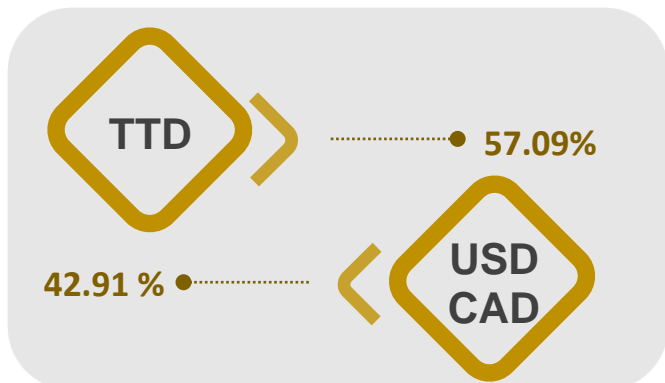
Annualized Rate Of Return

1 Year	<b>9.08%</b>
3 Year	<b>5.13%</b>
5 Year	<b>4.32%</b>
10 Year	<b>4.58%</b>

### Top Ten Holdings

First Citizens Bank Ltd	8.05%
Massy Holdings Limited	7.17%
Scotiabank Trinidad and Tobago Limited	6.11%
i SHARES S&P 500 INDEX FUND	6.10%
Republic Bank Limited	5.18%
Phoenix Park Gas Processors Limited	5.15%
Vanguard Info Tech ETF	4.71%
GOTT US\$1.0Bn 4.5% FXRB due 2026	3.60%
Trinidad & Tobago NGL Limited	3.40%
ANSA McAI Limited	3.39%

### Currency



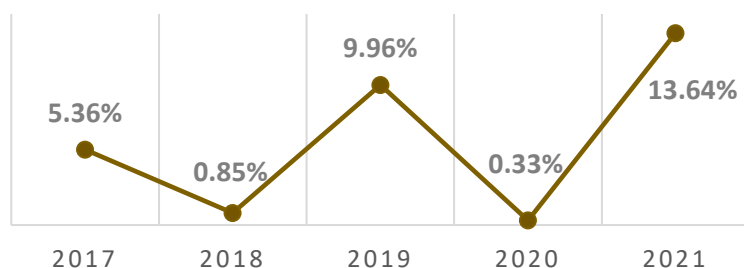
For the Quarter: January to March 2022

### Fund Facts

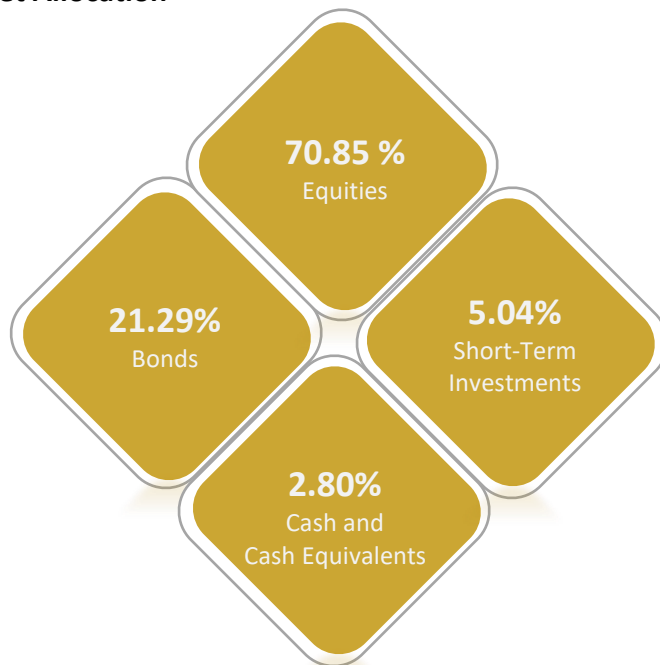
Inception Date	November 29, 1982
Offer Price at 31.03.2022	\$20.74
Bid Price at 31.03.2022	\$20.34
Minimum Initial Investment	One Unit
Income Charge	Income earned is distributed semi-annually 2% Sales Charge included in Offer Price

### Historical Performance

Annualized Rate Of Return



### Asset Allocation



### Risk Profile

The value of the Fund is related to the market value of the underlying investments. As such, the capital value achieved, and income distributed by the Fund will reflect investment performance and will fluctuate from time to time

