



TT Dollar Income Fund

For the Quarter: October to December 2021

Fund Size: TT \$12.3 Billion

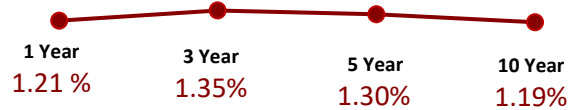
Investment Objective: To provide investors with income, while preserving capital, by diversifying the portfolio across a range of companies and sectors domestically and internationally.

Fund Facts

Inception Date	September 1, 1989
Unit Price	\$20.00
Minimum Initial Investment	5 Units (\$100.00)
Interest Charges	Compounded Daily Daily Quarterly No services, sales or handling charges

Return

Average Effective Annualized Yield



Historical Performance


Average Effective Annualized Yield

2021	1.19%
2020	1.49%
2019	1.39%
2018	1.25%
2017	1.20%

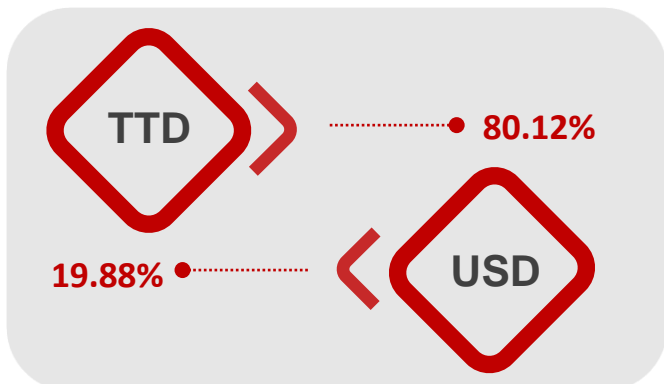
Top Ten Holdings

Govt of Trinidad & Tobago TT\$2.0Bn T3 TT\$600Mn 6.55% FXRB Due 2042	5.51%
Govt of Trinidad & Tobago 3.30% FXRB due July 2023 (VAT Bonds) T2	5.33%
Govt of Trinidad & Tobago TT\$1.10Bn T2 TT\$550Mn 5.90% FXRB Due 2036	4.94%
Govt of Trinidad & Tobago FXRB TT\$750M 3.30% DUE 2023	4.61%
Govt of Trinidad & Tobago 3.30% FXRB Due May 15, 2023 (VAT Bonds)	3.88%
Treasury Bill 1737	3.56%
Government of Trinidad & Tobago 15yrs 2.5Bn 5.20% FXRB Due 2027	3.46%
UDECOTT TT\$3.40Bn 15YR Variable Rate Bond due 2028	2.95%
Government of Trinidad and Tobago TT\$794Mn 5.95% FXRB Due 2023	2.84%
NIPDEC TT\$1B 4% due 2029	2.65%

Asset Allocation

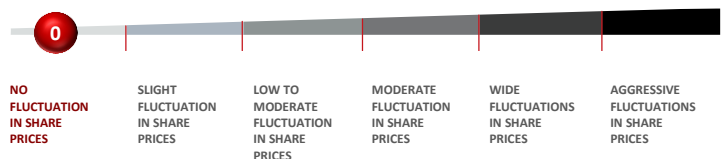


Currency



Risk Profile

The value of the fund is related to the market value of the underlying investments. However, the unit price is fixed and does not fluctuate.



Performance is subject to variations and is likely to change over time. Past performance should not be treated as an indicator of future performance. Important information concerning the investment goals, risks, charges and expenses is contained in the prospectus. Investors should carefully consider these before investing. Obtain a prospectus from our website (www.ttutc.com) or at any of our UTC Investment Centres and read it carefully before investing.