



US Dollar Income Fund

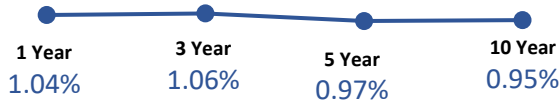
For the Quarter: July to September 2021

Fund Size: US \$648 Million

Investment Objective: To provide investors with income, while preserving capital, by diversifying the portfolio across a range of companies and sectors domestically and internationally.

Return

Average Effective
Annualized Yield



Fund Facts

Inception Date	April 17, 2000
Unit Price	US\$20.00
Minimum Initial Investment	5 Units (US\$100.00)
Interest Charges	Compounded Daily Paid Quarterly
	No services, sales or handling charges

Historical Performance


Average Effective
Annualized Yield

2020	1.25%
2019	0.99%
2018	0.87%
2017	0.81%
2016	0.81%


Top Ten Holdings

Govt of Trinidad and Tobago US\$100Mn 3.089 yr 3.75% Due 24	4.94%
First Citizens Bank Limited US\$67.051Mn 3.25% 5yr FXB Due 26	4.09%
US Treasury Bill 0.035% DUE 05.10.2021	3.74%
Trinidad Generation Unlimited US\$600Mn 11yr 5.25% FXRB Nov 2027	3.51%
Govt Trinidad & Tobago US\$ 102.4MM 6.30% FXRB due APRIL 2023	3.28%
Portfolio Credit Management Co. Ltd (PCML) Series 4 FLB Due 2021	2.42%
TPHL US\$603M Snr. Secured Loan Tranche A FLRB due 2022	2.14%
Raytheon Tech Corp US\$1.147827Bn 3.50% FXRB Due 2027	1.79%
CVS Health Corporation US\$3.0Bn 3.875% FXRB Due 2025	1.78%
Walgreens Boots Alliance US\$1.90Bn 3.45% FXRB Due 2026	1.76%

Asset Allocation



Currency



Risk Profile

The value of the Fund is related to the market value of the underlying investments. However, the unit price is fixed and does not fluctuate.

