



Growth & Income Fund

For the Quarter: July to September 2021

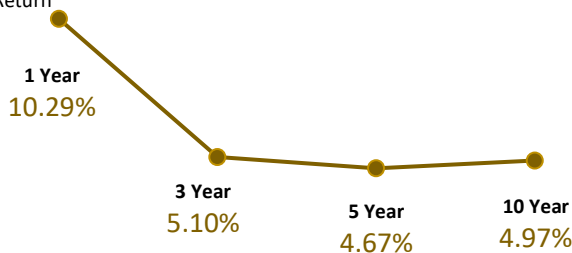
Fund Size: TT \$5.5 Billion

Investment Objective: To provide investors with capital appreciation as well as current income over the medium to long-term by investing in a combination of equity and fixed income securities.

Return

Annualized Rate

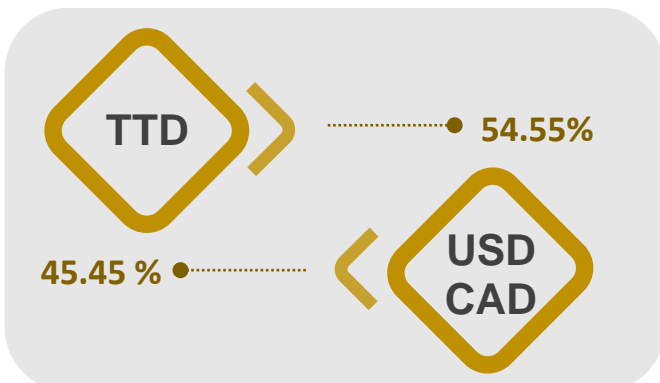
Of Return



Top Ten Holdings

First Citizens Bank Limited Common Shares	8.39%
Phoenix Park Gas Processors Limited	5.42%
Republic Bank Limited Common Shares	5.27%
Massy Holdings Limited Common Shares	5.15%
Scotiabank Trinidad and Tobago Limited Common Shares	4.90%
iShares S&P 500 Index Fund	4.27%
Vanguard S&P 500 Exchange Traded Fund	4.21%
Govt of Trinidad and Tobago US\$1.0Bn 4.5% FXRB due 2026	4.02%
Vanguard Info Tech Exchange Traded Fund	3.89%
ANSA McAI Limited Common Shares	3.47%

Currency



Fund Facts

Inception Date	November 29, 1982
Offer Price at 30.09.2021	\$20.26
Bid Price at 30.09.2021	\$19.86
Minimum Initial Investment	One Unit
Income Charge	Income earned is distributed semi-annually 2% Sales Charge included in Offer Price

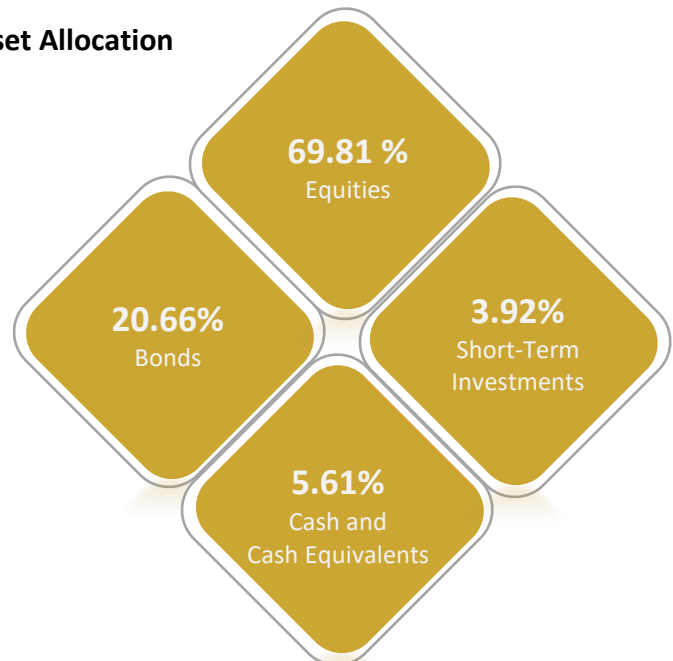
Historical Performance

Annualized Rate

Of Return

2020	0.33%
2019	9.96%
2018	0.85%
2017	5.36%
2016	2.14%

Asset Allocation



Risk Profile

The value of the Fund is related to the market value of the underlying investments. As such, the capital value achieved, and income distributed by the Fund will reflect investment performance and will fluctuate from time to time

