



US Dollar Income Fund

For the Quarter: January to March 2021

Fund Size: US \$606 Million

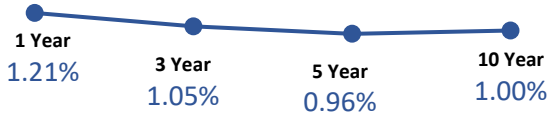
Investment Objective: To provide investors with income, while preserving capital, by diversifying the portfolio across a range of companies and sectors domestically and internationally.

Fund Facts

Inception Date	April 17, 2000
Unit Price	US\$20.00
Minimum Initial Investment	5 Units (US\$100.00)
Interest Charges	Compounded Daily Paid Quarterly
	No services, sales or handling charges

Return

Average Effective Annualized Yield



Historical Performance


Average Effective Annualized Yield

2020	1.25%
2019	0.99%
2018	0.87%
2017	0.81%
2016	0.81%


Top Ten Holdings

Government of Trinidad and Tobago US\$100Mn 3yr 3.75% Due 24	5.59%
Trinidad Generation Unlimited US\$600Mn 11yr 5.25% FXRB Nov 2027	3.99%
Government of T&T US\$102.4MM 6.30% FXRB due April 2023	3.72%
Portfolio Credit Management Company Limited SERIES 4 FLRB due 2021	2.73%
Trinidad Petroleum Hldgs Ltd US\$603M Snr. Sec. Loan Tr. A FLRB due 2022	2.71%
CVS Health Corporation US\$3.0Bn 3.875% FXRB due 2025	2.04%
Raytheon Tech Corp US\$1.15Bn 3.50% FXRB Due 2027	2.02%
Walgreens Boots Alliance US\$1.90Bn 3.45% FXRB Due 2026	2.00%
Government of Trinidad & Tobago US\$1.0Bn 4.5% FXRB due 2026	1.96%
Government of Trinidad & Tobago US\$550Mn 4.375% FXRB due 2024	1.93%

Asset Allocation



Currency



Risk Profile

The value of the Fund is related to the market value of the underlying investments. However, the unit price is fixed and does not fluctuate.

