



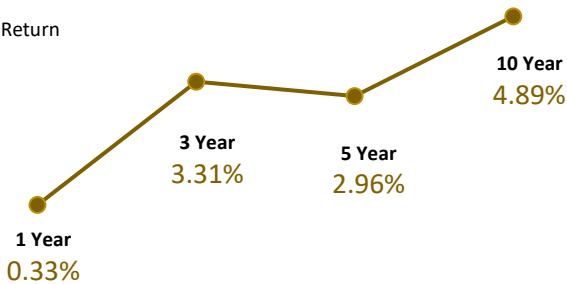
## Growth & Income Fund

Fund Size: TT \$5.3 Billion

Investment Objective: To provide investors with capital appreciation as well as current income over the medium to long-term by investing in a combination of equity and fixed income securities.

### Return

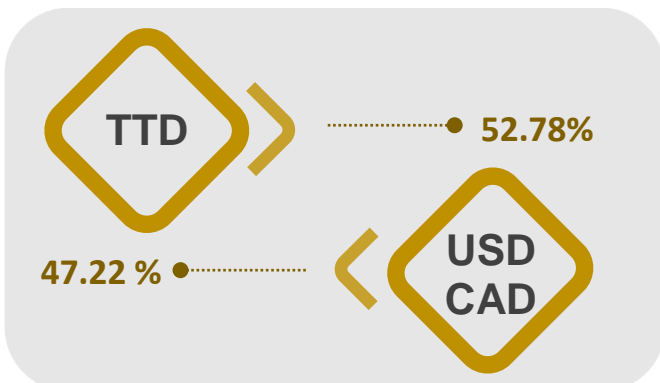
Annualized Rate  
Of Return



### Top Ten Holdings

First Citizens Bank Ltd Common Shares	7.31%
Republic Bank Limited Common Shares	5.41%
Vanguard Info Tech Exchange Traded Fund	5.08%
Phoenix Park Gas Processors Limited	4.94%
Scotiabank Trinidad and Tobago Limited Common Shares	4.69%
i Shares S&P 500 Index Fund	4.39%
Government of Trinidad & Tobago US\$1.0Bn 4.5% FXRB due 2026	4.32%
Massy Holdings Limited Common Shares	3.94%
ANSA McAI Limited Common Shares	3.33%
Vanguard S&P 500 Exchange Traded Fund	3.27%

### Currency



For the Quarter: October to December 2020

### Fund Facts

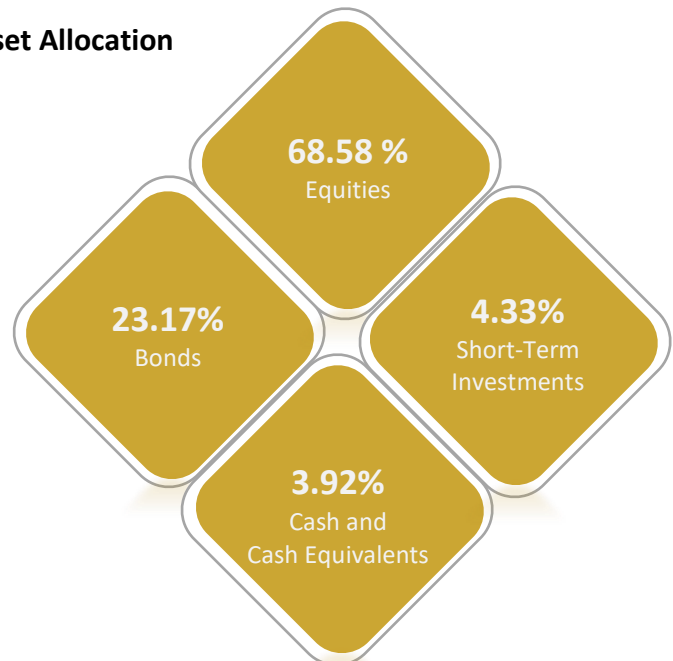
Inception Date	November 29, 1982
Offer Price at 31.12.2020	\$18.98
Bid Price at 31.12.2020	\$18.61
Minimum Initial Investment	One Unit
Income Charge	Income earned is distributed semi-annually 2% Sales Charge included in Offer Price

### Historical Performance

Annualized Rate  
Of Return

2020	0.33%
2019	9.96%
2018	0.85%
2017	5.36%
2016	2.14%

### Asset Allocation



### Risk Profile

The value of the Fund is related to the market value of the underlying investments. As such, the capital value achieved, and income distributed by the Fund will reflect investment performance and will fluctuate from time to time

