



Growth & Income Fund

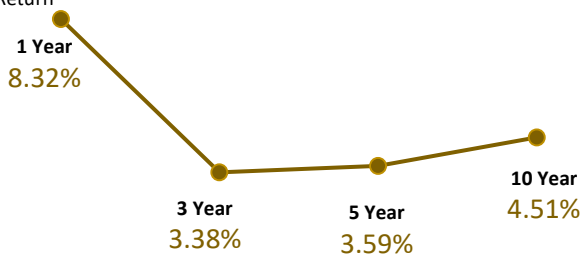
Fund Size: TT \$5.3 Billion

Investment Objective: To provide investors with capital appreciation as well as current income over the medium to long-term by investing in a combination of equity and fixed income securities.

Return

Annualized Rate

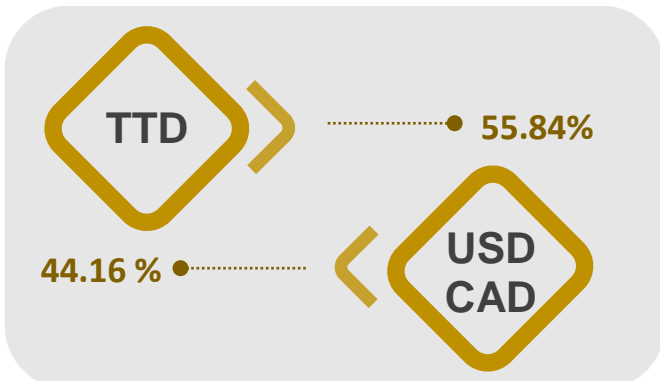
Of Return



Top Ten Holdings

First Citizens Bank Limited Common Shares	8.34%
iShares S&P 500 Index Fund	5.53%
Republic Bank Limited Common Shares	5.52%
Phoenix Park Gas Processors Limited	5.16%
Scotiabank Trinidad and Tobago Limited Common Shares	4.58%
Govt of Trinidad and Tobago US\$1.0Bn 4.5% FXRB due 2026	4.33%
Massy Holdings Limited Common Shares	4.29%
Vanguard Info Tech Exchange Traded Fund	3.73%
ANSA McAl Limited Common Shares	3.50%
Vanguard Telecom Service Exchange Traded Fund	3.21%

Currency



For the Quarter: January to March 2021

Fund Facts

Inception Date	November 29, 1982
Offer Price at 31.3.2021	\$19.08
Bid Price at 31.3.2021	\$18.70
Minimum Initial Investment	One Unit
Income Charge	Income earned is distributed semi-annually 2% Sales Charge included in Offer Price

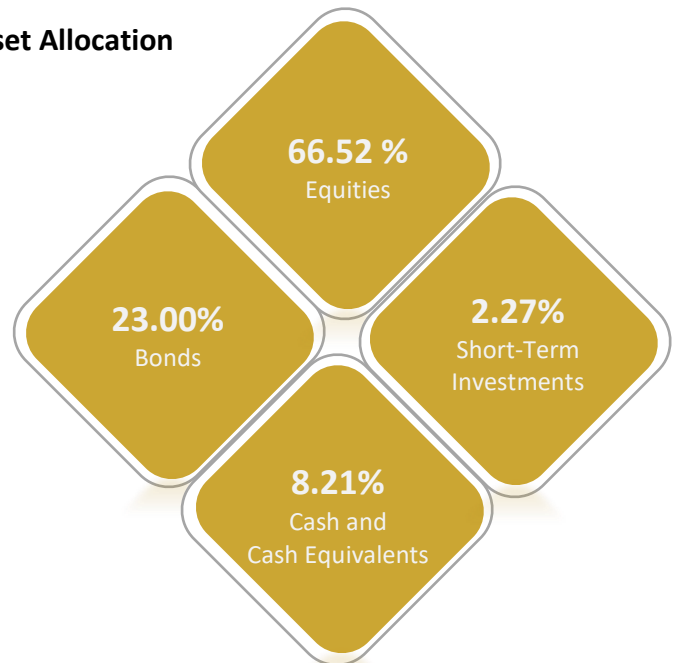
Historical Performance

Annualized Rate

Of Return

2020	0.33%
2019	9.96%
2018	0.85%
2017	5.36%
2016	2.14%

Asset Allocation



Risk Profile

The value of the Fund is related to the market value of the underlying investments. As such, the capital value achieved, and income distributed by the Fund will reflect investment performance and will fluctuate from time to time

